

# 04 ELECTRIC FORKLIFT (LITHIUM BATTERY)

## THREE-WHEEL FORKLIFT

### ▼ Single Drive

**EFS151**  
 -Capacity 1.5t  
 -Lifting height 3000-4500mm  
 -48V/150Ah Li-ion battery  
 -48V/180Ah AGM  
 -AC controller  
 -Integrated charger  
**CE**



## FOUR-WHEEL FORKLIFT

### ▼ EFL Series

**EFL181**  
 -Capacity 1.8t  
 -Lifting height 3000-4800mm  
 -48V/150Ah/205Ah Li-ion battery  
 -AC controller  
 -Integrated charger  
**CE**



**EFL253/303/353(S/P)**  
 -Capacity 2.5/3.0/3.5t  
 -Lifting height 3000-6000mm  
 -80V/205Ah/230Ah/280Ah/410Ah/460Ah/560Ah Li-ion battery  
 -Optional integrated charger  
 -AC controller  
**CE**



### ▼ L1 Series

**CPD15/20L1**  
 -Capacity 1.5/2.0t  
 -Lifting height 3000-5000mm  
 -48V/280Ah/405Ah Li-ion battery  
 -AC controller  
**CE**



### ▼ Dual Drive

**CPD18/20FVL**  
 -Capacity 1.8/2.0t  
 -Lifting height 3000-6000mm  
 -80V/205Ah Li-ion battery  
 -Integrated charger  
 -AC controller  
**CE**



### ▼ High Voltage

**EFL403/453/503-HV  
 EFL503-HV-6/  
 553-HV-6**  
 -Capacity 4.0-5.5t  
 -Lifting height 3000-7000mm  
 -309V/173Ah Li-ion battery  
 -PMSM controller  
**NEW CE**



## THREE-WHEEL FORKLIFT

**EFS081**  
 -Capacity 0.8t  
 -Lifting height 2500-3000mm  
 -24V/220Ah Lead acid battery  
 -AC controller  
 -Integrated charger



**CPD18/20TV8**  
 -Capacity 1.8/2.0t  
 -Lifting height 3000-6000mm  
 -48V/500Ah Lead acid battery  
 -AC controller



### ▼ Dual Drive

**TCL121**  
 -Capacity 1.2t  
 -Lifting height 2500-3300mm  
 -80V/50Ah/100Ah Li-ion battery  
 -Integrated charger  
 -PMSM controller  
**NEW CE**



**EFL201**  
 -Capacity 2.0t  
 -Lifting height 3000-5000mm  
 -80V/150Ah/205Ah/280Ah Li-ion battery  
 -AC controller  
 -Integrated charger  
**CE**



### ▼ X Series

**EFX2-251**  
 -Capacity 2.5t  
 -Lifting height 3000-4800mm  
 -80V/100Ah/150Ah/230Ah/280Ah Li-ion battery  
 -PMSM controller  
 -Integrated charger  
**NEW CE**



**CPD20L15**  
 -Capacity 2.0t  
 -Lifting height 3000-6000mm  
 -48V/405Ah Li-ion battery  
 -AC controller



### ▼ EP Specialty

**EFLA251B**  
 -Capacity 2.5t  
 -Lifting height 4800-6000mm  
 -80V/230Ah/460Ah Li-ion battery  
 -AC controller  
 -Integrated charger  
**NEW CE**



### ▼ High Capacity

**EFL503/553-HVD  
 EFL603-HV/703-HV**  
 -Capacity 5.0-7.0t  
 -Lifting height 3000-7000mm  
 -309V/228Ah Li-ion battery  
 -PMSM controller  
**NEW CE**



## FOUR-WHEEL FORKLIFT

**CPD15/20FJ5**  
 -Capacity 1.5/2.0t  
 -Lifting height 3000-5500mm  
 -48V/385Ah/450Ah Lead acid battery  
 -AC controller



**CPD18/20FVD8**  
 -Capacity 1.8/2.0t  
 -Lifting height 3000-6000mm  
 -80V/400Ah Lead acid battery  
 -AC controller



**CPD15/18/20TVL**  
 -Capacity 1.5/1.8/2.0t  
 -Lifting height 3000-5000/6000mm  
 -80V/150Ah/205Ah Li-ion battery  
 -AC controller  
 -Integrated charger  
**CE**



**EFL203(P)**  
 -Capacity 2.0t  
 -Lifting height 3000-6000mm  
 -80V/230Ah/460Ah Li-ion battery  
 -AC controller  
 -Integrated charger  
**NEW CE**



**EFX3-251/301**  
 -Capacity 2.5/3.0t  
 -Lifting height 3000-4800mm  
 -80V/100Ah/150Ah/230Ah Li-ion battery  
 -PMSM controller  
 -Integrated charger  
**NEW CE**



**CPD30/35L15**  
 -Capacity 3.0/3.5t  
 -Lifting height 3000-6000mm  
 -80V/560Ah Li-ion battery  
 -AC controller  
**CE**



**EFL702/EFL1002**  
 -Capacity 7.0/10.0t  
 -Lifting height 3000-6000/6030mm  
 -80V/820Ah/1230Ah Li-ion battery  
 -AC controller  
**CE**



**EFL803-HV/  
 EFL1003-HV**  
 -Capacity 8.0-10.0t  
 -Lifting height 3000-7000mm  
 -309V/304Ah Li-ion battery  
 -PMSM controller  
**NEW CE**



**CPD25F8**  
 -Capacity 2.5t  
 -Lifting height 3000-6000mm  
 -48V/630Ah Lead acid battery  
 -AC controller



**CPD30/35F8**  
 -Capacity 3.0/3.5t  
 -Lifting height 3000-6000mm  
 -80V/500Ah Lead acid battery  
 -AC controller



**TDL161/201**  
 -Capacity 1.6/2.0t  
 -Lifting height 3000-6000mm  
 -48V/280Ah/405Ah Li-ion battery  
 -AC controller  
 -Integrated charger  
**CE**



**EFL252**  
 -Capacity 2.5t  
 -Lifting height 3000-6000mm  
 -80V/205Ah/280Ah/410Ah Li-ion battery  
 -AC controller  
 -Optional integrated charger  
**CE**



**EFX4-301**  
 -Capacity 3.0t  
 -Lifting height 3000-6000mm  
 -80V/100Ah/200Ah Li-ion battery  
 -PMSM controller  
**NEW CE**



**CPD50L1**  
 -Capacity 5.0t  
 -Lifting height 3000-6000mm  
 -80V/560Ah/690Ah Li-ion battery  
 -AC controller  
**CE**



**EFL803/EFL1003**  
 -Capacity 8.0-10.0t  
 -Lifting height 3000-7000mm  
 -309V/304Ah Li-ion battery  
 -PMSM controller  
**NEW CE**



**EFL1203-HV**  
 -Capacity 12.0t  
 -Lifting height 3000-7000mm  
 -309V/304Ah Li-ion battery  
 -PMSM controller  
**NEW CE**



**CPD45/50F8**  
 -Capacity 4.5/4.99t  
 -Lifting height 3000-6000mm  
 -80V/700Ah Lead acid battery  
 -AC controller  
**CE**



**EFL302/EFL352**  
 -Capacity 3.0/3.5t  
 -Lifting height 3000-6000mm  
 -80V/205Ah/280Ah/410Ah Li-ion battery  
 -AC controller  
 -Optional integrated charger  
**CE**



**EFX5-301/351/381**  
 -Capacity 3.0/3.5/3.8t  
 -Lifting height 3000-4500mm  
 -80V/280Ah/460Ah/560Ah Li-ion battery  
 -PMSM controller  
 -Integrated charger  
**NEW CE**



# 06 DIESEL TRUCK

**MAX-3  
 CPC(Q)(D)20-25T3**  
 -Capacity 2.0/2.5/3.0/3.5t  
 -Lifting height 3000-6000mm



**MAX-8  
 CPD15-35T8  
 CPD30-35T8**  
 -Capacity 1.5/1.8/2.0/2.5/3.0/3.5t  
 -Lifting height 3000-6000mm  
**CE**



**MAX-8  
 CPD45T8  
 CPD50T8-X**  
 -Capacity 4.5/5.0t  
 -Lifting height 3000-6000mm



**MAX-8  
 CPD50/60/70T8**  
 -Capacity 5.0/6.0/7.0t  
 -Lifting height 3000-6000mm



**CPD80/100T8**  
 -Capacity 8.0/10.0t  
 -Lifting height 3000-6000mm



# 07 REACH TRUCK

**MAX  
 CQE12R/15R**  
 -Capacity 1.2/1.5t  
 -Lifting height 3000-5500mm  
 -24V/210Ah/280Ah Lead acid battery  
 -24V/205Ah Li-ion battery  
 -AC controller



**MAX  
 CQE15S**  
 -Capacity 1.5t  
 -Lifting height 3000-5500mm  
 -24V/280Ah Lead acid battery  
 -24V/205Ah Li-ion battery  
 -AC controller  
**CE**



**MAX  
 CQD15S**  
 -Capacity 1.5t  
 -Lifting height 3000-7500mm  
 -48V/420Ah Lead acid battery  
 -48V/260Ah/405Ah Li-ion battery  
 -AC controller



**MAX  
 CQD15SD**  
 -Capacity 1.5t  
 -Lifting height 6500-10700mm  
 -48V/700Ah Lead acid battery  
 -48V/405Ah Li-ion battery  
 -AC controller  
**NEW**



**MAX  
 CQD16L**  
 -Capacity 1.6t  
 -Lifting height 7500-12000mm  
 -48V/405Ah Li-ion battery  
 -AC controller



**MAX  
 CQD20L**  
 -Capacity 2.0t  
 -Lifting height 2700-12000mm  
 -48V/405Ah Li-ion battery  
 -AC controller  
**CE**



**MAX  
 CQD16RV(F)2  
 CQD20RV(F)2**  
 -Capacity 1.6/2.0t  
 -Lifting height 7500-12000mm  
 -48V/500Ah Lead acid battery  
 -48V/405Ah Li-ion battery  
 -AC controller




**MAX  
 CQD20LB**  
 -Capacity 2.0t  
 -Lifting height 7500-12000mm  
 -48V/280Ah Li-ion battery  
 -AC controller  
**NEW CE**



**MAX  
 CQD25RV(F)**  
 -Capacity 2.5t  
 -Lifting height 2700-12500mm  
 -48V/700Ah Lead acid battery  
 -AC controller



# EP IN ACTION



EP EQUIPMENT CO., LTD  
 NO.121 YongHua Street, Shi Qiao Road, Xia Cheng Qu, Hangzhou, China  
 Tel: 86-571-28035656/28878695  
 Fax: 86-571-28035665  
 E-mail: info@ep-equipment.com  
 www.ep-equipment.com

# 05 ELECTRIC FORKLIFT (LEAD ACID BATTERY)

## THREE-WHEEL FORKLIFT

**EFS081**  
 -Capacity 0.8t  
 -Lifting height 2500-3000mm  
 -24V/220Ah Lead acid battery  
 -AC controller  
 -Integrated charger



**CPD18/20TV8**  
 -Capacity 1.8/2.0t  
 -Lifting height 3000-6000mm  
 -48V/500Ah Lead acid battery  
 -AC controller



## FOUR-WHEEL FORKLIFT

**CPD15/20FJ5**  
 -Capacity 1.5/2.0t  
 -Lifting height 3000-5500mm  
 -48V/385Ah/450Ah Lead acid battery  
 -AC controller



**CPD18/20FVD8**  
 -Capacity 1.8/2.0t  
 -Lifting height 3000-6000mm  
 -80V/400Ah Lead acid battery  
 -AC controller



**CPD25F8**  
 -Capacity 2.5t  
 -Lifting height 3000-6000mm  
 -48V/630Ah Lead acid battery  
 -AC controller



**CPD30/35F8**  
 -Capacity 3.0/3.5t  
 -Lifting height 3000-6000mm  
 -80V/500Ah Lead acid battery  
 -AC controller



**CPD45/50F8**  
 -Capacity 4.5/4.99t  
 -Lifting height 3000-6000mm  
 -80V/700Ah Lead acid battery  
 -AC controller  
**CE**



**EFL1203-HV/  
 EFL1803-HV**  
 -Capacity 12.0-18.0t  
 -Lifting height 4000-7000mm  
 -618.24V/228Ah Li-ion battery  
 -AC controller  
**NEW CE**



**EFL2503-HV**  
 -Capacity 25.0t  
 -Lifting height 4000mm  
 -618.24V/456Ah Li-ion battery  
 -AC controller  
**NEW CE**



EP EQUIPMENT CO., LTD www.ep-equipment.com

# EP 2024 PRODUCTS OVERVIEW



EP EQUIPMENT CO., LTD  
 ep-equipment.com

## Introduction

Aimed at growing together with customers, promoting environment protection and creating a better future, EP Equipment persists in hard work on the right path, pursues development by making continuous innovation and seeks win win results by providing excellent services.



V2410.03



























EP EQUIPMENT CO., LTD www.ep-equipment.com



## 01 ELECTRIC PALLET TRUCK

<p><b>MINI F1</b> -Capacity 1.5t -Fork width 560/685mm -Fork length 1150mm -24V/65Ah AGM battery -Travel speed 4.5 km/h -DC controller -Integrated charger CE</p> 	<p><b>MINI F2</b> -Capacity 1.5t -Fork width 560/685mm -Fork length 1150mm -24V/20Ah removable Li-ion battery -Travel speed 4.5 km/h -DC controller</p> 	<p><b>MINI F3</b> -Capacity 1.5t -Fork width 560/685mm -Fork length 1150mm -24V/20Ah removable Li-ion battery -Travel speed 4.5 km/h -DC controller</p> 	<p><b>MINI F4</b> -Capacity 1.5t -Fork width 560/685mm -Fork length 1150mm -24V/20Ah removable Li-ion battery -Travel speed 4.5 km/h -DC controller</p> 
<p><b>MINI EPT12-EZX</b> -Capacity 1.2t -Fork width 560/685mm -Fork length 1150mm -24V/20Ah Li-ion battery -Travel speed 4.5 km/h -DC controller</p> 	<p><b>MINI EPL153</b> -Capacity 1.5t -Fork width 560/685mm -Fork length 1150mm -24V/20Ah removable Li-ion battery -Travel speed 4.5 km/h -DC controller</p> 	<p><b>MINI EPL1531</b> -Capacity 1.5t -Fork width 560/685mm -Fork length 1150mm -24V/20Ah removable Li-ion battery -Travel speed 5.0 km/h -DC controller</p> 	<p><b>MINI F4 with scale</b> -Capacity 1.5t -Fork width 560/685mm -Fork length 1150mm -24V/20Ah removable Li-ion battery -Travel speed 4.5 km/h -DC controller NEW CE</p> 
<p><b>MINI EPL154</b> -Capacity 1.5t -Fork width 540/685mm -Fork length 1150mm -24V/30Ah removable Li-ion battery -Travel speed 5.0 km/h -DC controller CE</p> 	<p><b>MINI EPT20-15ET</b> -Capacity 1.5t -Fork width 560/685mm -Fork length 1150mm -24V/85Ah AGM battery -Travel speed 5.0 km/h -DC controller -Integrated charger CE</p> 	<p><b>MINI EPT20-15ET2</b> -Capacity 1.5t -Fork width 560/685mm -Fork length 1150mm -24V/85Ah AGM battery -Travel speed 5.0 km/h -DC controller -Integrated charger CE</p> 	<p><b>MINI EPT20-15ET2H</b> -Capacity 1.5t -Fork width 560/685mm -Fork length 1150mm -24V/85Ah AGM battery -Travel speed 4.0 km/h -DC controller -Integrated charger NEW CE</p> 
<p><b>MINI EPL185</b> -Capacity 1.8t -Fork width 540/685mm -Fork length 1150mm -48V/20Ah removable Li-ion battery -Travel speed 5.5 km/h -DC controller CE</p> 	<p><b>MINI EPT20-18EA</b> -Capacity 1.8t -Fork width 540/685mm -Fork length 1150mm -24V/85Ah AGM battery -Travel speed 5.0 km/h -AC controller</p> 	<p><b>MINI F4201</b> -Capacity 2.0t -Fork width 560/685mm -Fork length 1150mm -48V/20Ah removable Li-ion battery -Travel speed 5.0 km/h -BLDC controller CE</p> 	<p><b>MINI EPT20-ET</b> -Capacity 2.0t -Fork width 560/685mm -Fork length 1150mm -48V/30Ah AGM battery -Travel speed 5.5 km/h -DC controller -Integrated charger</p> 
<p><b>MINI EPT20-ET2(L)</b> -Capacity 2.0t -Fork width 560/685mm -Fork length 1150mm -48V/100Ah/45Ah AGM battery -Travel speed 5.5 km/h -DC controller -Integrated charger</p> 	<p><b>MAX WPL202</b> -Capacity 2.0t -Fork width 540/685mm -Fork length 1150mm -48V/100Ah/45Ah AGM battery -Travel speed 6.0km/h -AC controller -Integrated charger NEW CE</p> 	<p><b>MAX EPT20-20WA EPT25-WA</b> -Capacity 2.0/2.5t -Fork width 540/685mm -Fork length 1150mm -24V/210Ah/280Ah Lead acid battery -24V/205Ah Li-ion battery -Travel speed 5.5 km/h -AC controller CE</p> 	<p><b>MAX KPL201(H)</b> -Capacity 2.0t -Fork width 540/685mm -Fork length 1150mm -24V/205Ah Li-ion battery -24V/210Ah/280Ah/345Ah Lead acid battery -Travel speed 10.0/12.0 km/h -AC controller NEW CE</p> 
<p><b>MAX EPT20-SR</b> -Capacity 2.0t -Fork width 540/685mm -Fork length 1150mm -24V/205Ah Li-ion battery -Travel speed 6.0 km/h -AC controller</p> 	<p><b>MAX ETR151</b> -Capacity 1.5t -Fork width 560/685mm -Fork length 1150mm -24V/65Ah AGM battery -Travel speed 6.0 km/h -AC controller NEW</p> 	<p><b>MAX RPL201(H)</b> -Capacity 2.0t -Fork width 540/685mm -Fork length 1150/1220mm -24V/205Ah Li-ion battery -24V/210Ah/280Ah/345Ah Lead acid battery -Travel speed 12.0 km/h -AC controller CE</p> 	<p><b>MAX RPL251/301</b> -Capacity 2.5/3.0t -Fork width 560/685mm -Fork length 1150/1220mm -24V/205Ah Li-ion battery -24V/210Ah/280Ah/345Ah Lead acid battery -Travel speed 6.0 km/h -AC controller CE</p> 
<p><b>MAX EPT20-30RTS EPT20-35RTS</b> -Capacity 3.0/3.5t -Fork width 685mm -Fork length 1190mm -24V/210Ah/280Ah/360Ah Lead acid battery -Travel speed 12.0 km/h -AC controller</p> 	<p><b>MINI QDD10/15T</b> -Capacity 1.0/1.5t -Travel speed 5.0 km/h -24V/20Ah Li-ion battery -DC controller</p> 		

## 02 ELECTRIC STACKER

<p><b>MINI ES12-12MM</b> -Capacity 1.2t -Lifting height 1605-1955mm -24V/85Ah AGM / 80Ah Li-ion -DC controller -Integrated charger CE</p> 	<p><b>MINI ESA121-M</b> -Capacity 1.2t -Lifting height 1613-1953mm -24V/105Ah/125Ah AGM battery -24V/100Ah Li-ion battery -DC controller -Integrated charger CE</p> 	<p><b>MINI EST124</b> -Capacity 1.2t -Lifting height 2513-3613mm -24V/80Ah AGM / 80Ah Li-ion -DC controller -Integrated charger CE</p> 	<p><b>MINI EST122/ESL122</b> -Capacity 1.2t -Lifting height 2513-3613mm -24V/85Ah/105Ah AGM battery -24V/80Ah Li-ion -DC controller -Integrated charger CE</p> 
<p><b>MINI ES12-12ES</b> -Capacity 1.2t -Lifting height 1205-3815mm -24V/105Ah/125Ah AGM / 80Ah Li-ion -DC controller -Integrated charger CE</p> 	<p><b>MINI ESA121</b> -Capacity 1.2t -Lifting height 2513-4113mm -24V/105Ah/125Ah AGM battery -24V/100Ah Li-ion battery -DC controller -Integrated charger CE</p> 	<p><b>MINI ES15-15ES</b> -Capacity 1.5t -Lifting height 2515-4165mm -24V/125Ah AGM battery -DC controller -Integrated charger CE</p> 	<p><b>MINI ES12-25MM ES12-25DM</b> -Capacity 1.2t -Lifting height 1570-1920mm -24V/85Ah/105Ah/125Ah AGM battery -24V/80Ah Li-ion battery -DC controller CE</p> 
<p><b>MINI ESA121-D</b> -Capacity 1.2t -Lifting height 2480-4080mm -24V/105Ah/125Ah AGM battery -24V/100Ah Li-ion battery -DC controller -Integrated charger CE</p> 	<p><b>MAX ES12-12WA ES14-14WA ES16-16WA</b> -Capacity 1.2/1.4/1.6t -Lifting height 2500-4800mm -24V/210Ah/230Ah Lead acid battery -24V/205Ah Li-ion battery -AC controller CE</p> 	<p><b>MAX WSA121/161</b> -Capacity 1.2/1.6t -Lifting height 2500-5500mm -24V/210Ah/240Ah Lead acid battery -24V/100Ah/205Ah Li-ion battery -AC controller -Integrated charger CE</p> 	<p><b>MAX ES20-WA</b> -Capacity 2.0t -Lifting height 2500-5500mm -24V/280Ah Lead acid battery -24V/105Ah/205Ah Li-ion battery -AC controller CE</p> 
<p><b>MAX ES12-25WA</b> -Capacity 2.5t -Lifting height 2470-5000mm -24V/210Ah Lead acid battery -24V/205Ah Li-ion battery -AC controller CE</p> 	<p><b>MAX ES14-30WA</b> -Capacity 1.4t -Lifting height 2640-5000mm -24V/210Ah Lead acid battery -24V/205Ah Li-ion battery -AC controller CE</p> 	<p><b>MAX ES18-40WA</b> -Capacity 1.8t -Lifting height 2700-5000mm -24V/210Ah Lead acid battery -24V/205Ah Li-ion battery -AC controller CE</p> 	<p><b>MAX ES16-RS</b> -Capacity 1.6t -Lifting height 2700-5500mm -24V/210Ah/280Ah/345Ah Lead acid battery -24V/150Ah/205Ah Li-ion battery -AC controller CE</p> 
<p><b>MAX ES20-20RAS</b> -Capacity 2.0t -Lifting height 3000-5500mm -24V/210Ah/280Ah Lead acid battery -24V/205Ah Li-ion battery -AC controller CE</p> 	<p><b>MAX RSC082/122/152</b> -Capacity 0.8/1.2/1.5t -Lifting height 2000-5000mm -24V/210Ah Lead acid battery -24V/205Ah Li-ion battery -AC controller NEW CE</p> 	<p><b>MAX RSC202</b> -Capacity 2.0t -Lifting height 2600-5000mm -24V/210Ah Lead acid battery -24V/205Ah Li-ion battery -AC controller CE</p> 	<p><b>MINI ES06-CA</b> -Capacity 0.6t -Lifting height 2520-3320mm -24V/165Ah AGM battery -AC controller CE</p> 
<p><b>MINI ES12-12MMI</b> -Capacity 1.2t -Lifting height 1605-1955mm -24V/85Ah AGM / 80Ah Li-ion -DC controller -Integrated charger CE</p> 	<p><b>MINI ES161</b> -Capacity 1.6t Up fork capacity 0.8t -Lifting height 1608mm -24V/80Ah Li-ion battery -DC controller -Integrated charger CE</p> 	<p><b>MAX ES12-12WAI</b> -Capacity 1.2t -Lifting height 1600-3900mm -24V/210Ah Lead acid battery -24V/205Ah Li-ion battery -AC Motor CE</p> 	<p><b>MAX WSi161</b> -Capacity 1.6t -Lifting height 2600-5500mm -24V/210Ah/240Ah Lead acid battery -24V/100Ah/205Ah Li-ion battery -AC controller -Integrated charger CE</p> 
<p><b>MAX ES16-RSI</b> -Capacity 1.6t -Lifting height 700-5500mm -24V/280Ah/345Ah Lead acid battery -24V/150Ah/205Ah Li-ion battery -AC controller CE</p> 	<p><b>MAX KS1201</b> -Capacity 2.0t Up fork capacity 1.0t -Lifting height 1600/2100mm -24V/205Ah Li-ion battery -AC controller -Integrated charger CE</p> 		

### Initial Lifting

## 03 ORDER PICKER&TOW TRACTOR

<p><b>MAX JX0/JX0-30</b> -Capacity 90/110/136KG -Lifting height 3000mm -24V/120Ah Lead acid battery -24V/135Ah Li-ion battery -DC controller CE</p> 	<p><b>MAX JX1</b> -Capacity 363KG -Lifting height 3200-4800mm -24V/210Ah/224Ah/270Ah Lead acid battery -24V/205Ah Li-ion battery -AC controller CE</p> 	<p><b>MAX JX2-1</b> -Capacity 0.7t -Travel speed 8.0km/h -24V/360Ah Lead acid battery -AC controller</p> 	<p><b>MAX JX2-3</b> -Capacity 0.7t -Travel speed 8.0km/h -24V/360Ah Lead acid battery -AC controller</p> 	<p><b>MAX JX2-4</b> -Capacity 1.0t -Travel speed 8.0km/h -24V/360Ah Lead acid battery -AC controller</p> 	<p><b>MAX TPL251</b> -Capacity 2.5t -Fork width 560/685mm -Fork length 1150mm -24V/280Ah/410Ah Li-ion battery -Travel speed 14.5 km/h -AC controller NEW CE</p> 	<p><b>MINI QDD10</b> -Capacity 1.0t -Travel speed 5.0 km/h -24V/50Ah Lead acid battery -DC controller CE</p> 	<p><b>MINI QDD10L</b> -Capacity 1.0t -Travel speed 5.0 km/h -24V/20Ah Li-ion battery -DC controller CE</p> 
<p><b>MAX QDD30S/QDD45S</b> -Capacity 3.0/4.5t -Travel speed 7.0/5.0 km/h -24V/200Ah/280Ah Lead acid battery -AC controller</p> 	<p><b>MAX QDD301/601T</b> -Capacity 3.0/6.0t -Travel speed 15.0/17.0 km/h -48V/240Ah/275Ah/325Ah Lead acid battery -48V/280Ah Li-ion battery -AC controller CE</p> 						