



# QDD301T/601T

## Electric Tractor 3.0/6.0T

- User-centered design for operation comfort and easy maintenance
- Suitable for indoor and outdoor usage
- Low center of gravity for stability assurance
- Market-proven components for durability

**EP EQUIPMENT CO.,LTD**  
[www.ep-equipment.com](http://www.ep-equipment.com)



## FEATURE

### ■ User-centered design for operation comfort and easy maintenance

For ergonomic purposes, the QDD301T/601T series provides a spacious legroom with the lower pedals, lower operating console, and adjustable steering wheel for usage in confined space. The side removal battery and the one-piece cover design make it convenient for daily maintenance.



### ■ Suitable for indoor and outdoor usage

The QDD301T/601T adopts big solid rubber tyres which caters to both flat ground and uneven surfaces in warehouses, production and logistics centers. It also provides an semi-enclosed cabin and a fully enclosed cabin as options to suit all-weather conditions.



### ■ Low center of gravity for stability assurance

The truck features its low center of gravity design, which ensures excellent stability for safety assurance.



### ■ Market-proven components for durability

The QDD301T/601T adopts mature parts such as the electric steering system and maintenance-free AC drive unit, which offers maximum durability and reliable performance.

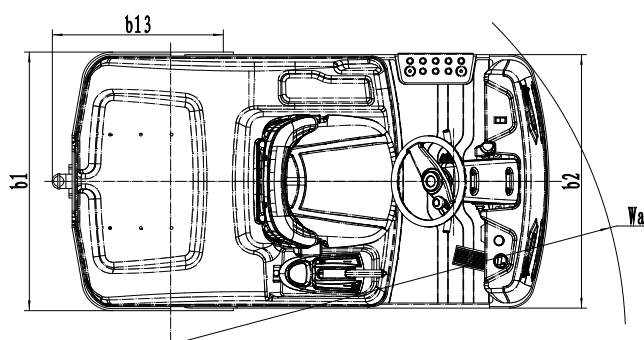
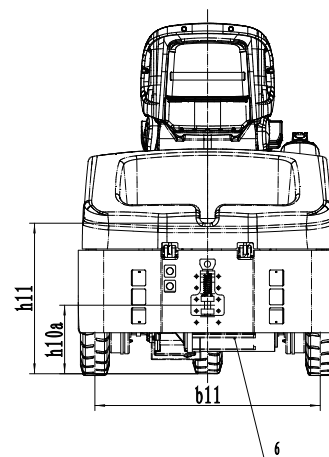
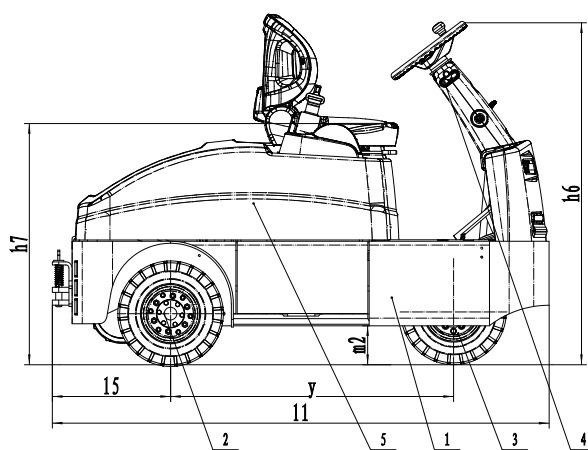


# Electric Tractor 3.0/6.0T

## QDD301T/601T

Distinguishing mark	1.1	Manufacturer			EP	EP
	1.2	Model designation			QDD301T	QDD601T
	1.3	Drive			Electric	Electric
	1.4	Operator type			Seated	Seated
	1.5	Load capacity	Q	kg	3000	6000
Service weight	1.9	Wheelbase	y	mm	1105	1105
	2.1	Service weight		kg	1100	1150
	2.3	Axle loading, unladen front/rear		kg	500/ 600	500/ 650
Tyres/chassis	3.1	Tyre type			Solid rubber	Solid rubber
	3.2	Tyre size, front		mm	4.00-8	4.00-8
	3.3	Tyre size, rear		mm	4.00-8	4.00-8
	3.4	Additional wheels (castor wheels)		mm	/	/
	3.5	Wheels, number front/rear (x=drive wheels)		mm	1/2x	1/2x
	3.6	Tread width, front	b10	mm	/	/
	3.7	Tread width, rear	b11	mm	880	880
Dimensions	4.2.1	Overall height	h15	mm	1335	1335
	4.8	Seat height/standing height	h7	mm	947	947
	4.12	Tow coupling height	h10	mm	267(222/312/357)	267(222/312/357)
	4.13	Loading height, unladen			587	587
	4.16	Length of loading surface			350	350
	4.17	Overhang			462	462
	4.18	Width of loading surface			590	590
	4.19	Overall length	l1	mm	1945	1945
	4.21	Overall width	b1/b2	mm	1010/990	1010/990
	4.32	Ground clearance, center of wheelbase	m2	mm	150	150
Performance data	4.35	Turning radius			1780	1780
	4.36	Internal turning radius			1170	1170
	5.1	Travel speed, laden/unladen		km/h	7/15	7/17
	5.5	Drawbar pull, laden/unladen		N	750	1200
	5.6	Max. drawbar pull, laden/unladen		N	3000	4500
	5.8	Max. gradeability, laden/unladen		%	7/25	7/25
Electric-engine	5.10	Service brake			Hydraulic	Hydraulic
	5.11	Parking brake			Mechanical	Mechanical
	6.1	Drive motor rating S2 60 min		kW	4	6
	6.4	Battery voltage/nominal capacity		V/Ah	48/240	48/275
Addition data	6.5	Battery weight		kg	430	506
	8.1	Type of drive control			AC	AC
	10.5	Steering design			Electronic	Electronic
	10.7	Sound pressure level at the driver's ear		dB(A)	70	70
	10.8	Towing coupling, type DIN 15170			Bolt type	Bolt type

If there are improvements of technical parameters or configurations, no further notice will be given.  
The diagram shown may contain non-standard configurations.



## Option:

No.	Optional items	QDD301T	QDD601T
2.2	Load wheel material	●Rubber	
2.3	Drive wheel material	●Rubber	
2.4	Front wheel type	●Single	
2.5	Front wheel material	●Solid○Non-marking solid	
2.6	Rear wheel material	●Solid○Non-marking solid	
2.7	Battery capacity	●48V240AH Lead acid○48V275AH Lead acid○48V280AH Li-ion	
2.8	Charger	●48V45A External (Lead acid)○48V100A External (Li-ion)	
2.9	Battery indicator	●With time	
2.10	Seat type	●Premium○Suspension○ Suspension + seatbelt logic swtch ○ Premium + seatbelt logic swtch	
2.13	Traction pin	●Yes○Can be customized	
3.4	Water auto-filling system	●No○Yes and not customized	
3.5	Front lamp	●LED	
3.7	Warning lamp	●No○Yes and not customized	
3.8	Steering lamp	●LED	
3.11	Rearview mirror	●No○Yes and not customized	
3.12	Buzzer	●Yes	
3.15	Fire extinguisher	●No○Yes and not customized	
3.23	Telematics	●No○Yes and not customized	
4.1	Battery side pull function	●Yes	
4.3	Cabin	●No○Basic semi-cabin ○Upgrade semi-cabin○Full cabin	
5.1	Battery side pull attachment	●No○Yes and not customized	
Note: ●Standard ○ Optional - Inconformity			