



F3

Li-ion Pallet Truck 1.5T

- A tough truck for transportation in logistics centers
- Strong structure and Li-ion heart
- Upgraded tiller head for ergonomics
- Flip cover for battery safety assurance
- Unique Platform F design reducing costs throughout the distribution cycle

LI-ION
TECHNOLOGY

EP EQUIPMENT CO.,LTD
www.ep-ep.com



F3 - A tough truck for transportation in logistics centers

■ Strong structure and Li-ion heart

F3 continues the advantage of EPL153(1), a simple and strong truck frame and a plug&play Li-ion battery. These deliver tough performance when transporting goods in logistics centers based on different work shift needs.

■ Upgraded tiller head for ergonomics

F3 adopts a new tiller head for an user to operate the truck more easily using the palm of his hand, instead of controlling the knob with thumbs. The pinch force exerted on a control knob during operations can be minimized so that excessive physical stress and strain on the hands are reduced.

■ Flip cover for battery safety assurance

Its flip cover design protects the battery from water ingress, which ensures operation safety .




Why F Series ?

■ Platform-based design to maximize competitive advantage in the market

F series features the platform F, which simplifies the configuration of the truck and allows buyers to choose from 4 different chassis by application. The product design provides value and creates a flexible product strategy by introducing new equipment that meets various market requirements.

■ Cost-saving operations throughout the distribution cycle

4 units per box as standard wholesale supply reduces overall spending through the entire distribution process. F3 accommodates **176** units in a 40' shipping container compared to 108 units of EPL153(1), that can reach as high as **30-40%** of ocean freight charges reduction.

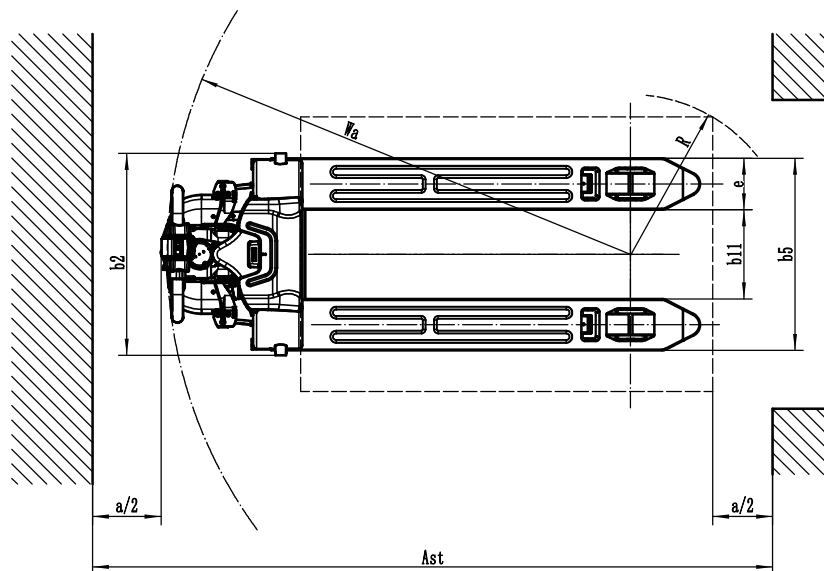
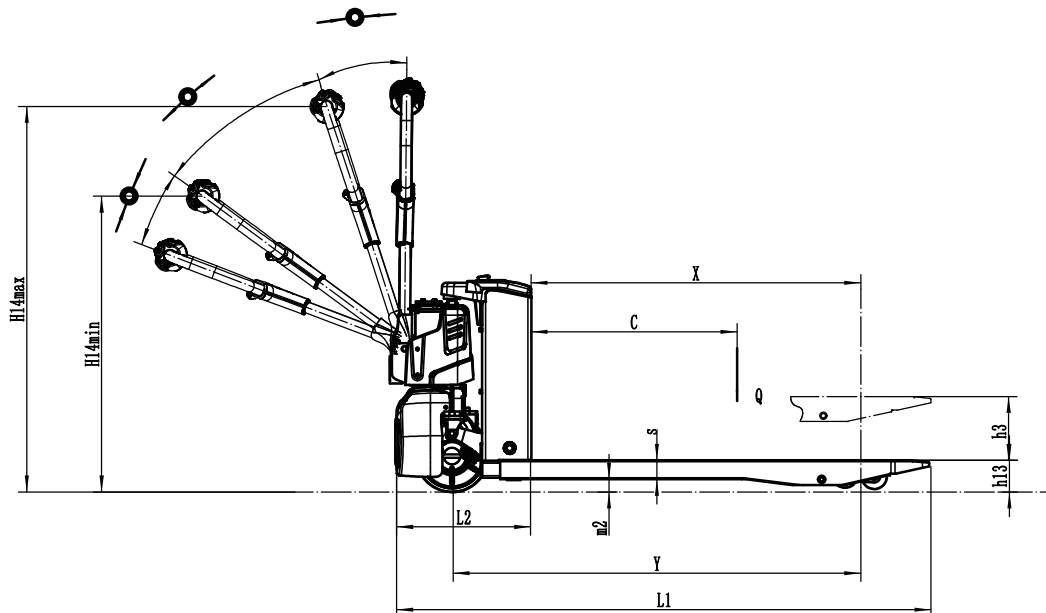


Electric Pallet Truck 1.5T

F3

Distinguishing mark	1.1	Manufacturer			EP
	1.2	Model designation			F3
	1.3	Drive			Electric
	1.4	Operator type			Pedestrian
	1.5	Load capacity	Q	kg	1500
	1.6	Load center distance	c	mm	600
	1.8	Load distance, centre of drive axle to fork	x	mm	950
	1.9	Wheelbase	y	mm	1180
Service weight	2.1	Service weight		kg	120
	2.2	Axle loading, laden front/rear		kg	480/1140
	2.3	Axle loading, unladen front/rear		kg	90/30
Tyres/chassis	3.1	Tyre type			Polyurethane
	3.2.1	Tyre size, front		mm	210x70
	3.3.1	Tyre size, rear		mm	Φ80x60(Φ74x88)
	3.4	Additional wheels (castor wheels)		mm	Φ74x30 optional
	3.5	Wheels, number front/rear (x=drive wheels)		mm	1x 2/4 (1x 2/2)
	3.6.1	Tread width, front	b10	mm	—
	3.7.1	Tread width, rear	b11	mm	535/410
Dimensions	4.4	Lift height	h3	mm	105
	4.9	Height of tiller handle in drive position min./max.	h14	mm	750/1190
	4.15	Lowered height	h13	mm	82
	4.19	Overall length	l1	mm	1550
	4.20	Length to face of forks	l2	mm	400
	4.21	Overall width	b1/b2	mm	695/590
	4.22	Fork dimensions	s/e/l	mm	55/150/1150
	4.25	Distance between fork-arms	b5	mm	685/560
	4.32	Ground clearance, center of wheelbase	m2	mm	25
	4.34.1	Aisle width for pallets 1000×1200 crossways	Ast	mm	2160
	4.34.2	Aisle width for pallets 800×1200 crossways	Ast	mm	2025
Performance data	4.35	Turning radius	Wa	mm	1360
	5.1	Travel speed, laden/unladen		km/h	4/4.5
	5.2	Lifting speed, laden/unladen		m/s	0.017/0.020
	5.3	Lowering speed, laden/unladen		m/s	0.046/0.058
	5.8	Max. gradeability, laden/unladen		%	5/16
Electric-engine	5.10	Service brake			Electromagnetic
	6.1	Drive motor rating S2 60 min		kW	0.75
	6.2	Lift motor rating at S3 15%		kW	0.5
	6.4	Battery voltage/nominal capacity		V/Ah	24/20
	6.5	Battery weight		kg	5
Addition data	8.1	Type of drive control			DC
	10.5	Steering design			Mechanical
	10.7	Sound pressure level at the driver's ear		dB(A)	<74

If there are improvements of technical parameters or configurations, no further notice will be given.
The diagram shown may contain non-standard configurations.



Option:

No.	Optional items	F3
1.1	Fork dimension	●1150*560○800*560○900*560○1000*560○1220*560○1350*560○1500*560 ○800*685○900*685○1000*685○1150*685○1220*685○1350*685○1500*685
1.3	Fork lowered height	●80
1.6	Drive cover off the ground	●55mm
2.1	Load wheel type	●Double○Single
2.2	Load wheel material	●PU
2.3	Drive wheel material	●PU
2.7	Battery capacity	●20AH
2.8	Charger	●24V-5A external○24V-10A external
2.9	Battery indicator	●Without time
2.16	handle head type	●Hands big handle head○Hands small handle head
3.3	Castor wheels	●No○Yes and not customized
3.12	Buzzer	●Yes and not customized
3.16	Turtle speed	●Yes and not customized
4.8	Drive assembly	●Yes and not customized

Note: ●Standard ○ Optional - Inconformity